


**TECHNICAL PUBLICATIONS
MASTER DOCUMENT INDEX OF IN-PRINT PUBLICATIONS**

Document Title	Type*	Document Number	Current Date
A80170 Installation Instructions	IS	SIG-00-05-19 Version A	November 8, 2005
A80170 Warning Label Installation Instructions	IS	SIG-00-05-18 Version A	November 9, 2005
A80281-02 Application (Gate Tip Sensor,), Proper Mating of the GTS Harness and the RECO Light	IS	SIG-00-05-14 Version A	July 29, 2005
A/B Switch, 53434	OHBK	SIG-00-99-14 Version A	December 1, 1999
Alarm Reporting & Management System (ARMS) (Replaces SIG-00-98-03 & SIG-00-00-20)	UH	SIG-00-99-04 Version C	August 2001
Alarm Reporting & Management System (ARMS) ViewLog Software	UH	SIG-00-01-23 Version A	December 2001
Argus Application 9V937-A01A	CS	SIG-00-07-01-001 Version A.1	February 2007 Rev. Feb 2008
Argus Event Recorder, A80311 Replaces handbook with same document number	I&O	SIG-00-06-05 Version A	May 2007
A Server – ATCS Server Data Management Software	UM	COM-00-02-10 Version A	February 2007
2.4 GHz Antenna and Radio Accessory Kits for A53325 ESSR (Z630-39591-0001)	I	COM-00-06-02 Version C	May 2007
Automatic Train Control (ATC) Ethernet Spread Spectrum Radio, A53325-02, -03	I&O	COM-00-03-15 Version A.1	January 2004 Rev. Feb 2006
Base Control Module (BCM), A53408	I	COM-00-97-19 Version B	April 2005
Base Control Module II (BCM II), 53444	I	COM-00-01-02 Version B	April 2005
Base Communications Package (BCP II), 53410	I	COM-00-97-20 Version B	March 2001
Battery Charger, Model SJ Series SJ20, SJ30, SJ40 and SJ60	I&O	SIG-00-00-18 Version B	September 2001
Capacitor Replacement Instructions Covering A90984 Logic Module And A90983 Lamp Controller Module as Used in Solid State Crossing Controllers Models 90980, 90980A, 90990, 90990A, 91070, And 91075	I	SIG-00-95-10 Version B	May 10, 1996
Communications Isolator, 80291	INST	COM-00-02-16 Version C	January 2003
Companion Disc for Ethernet Spread Spectrum Radio 53325-01, -04		9V880-A01B	January 2006

Document Title	Type*	Document Number	Current Date
DC-to-AC Inverter, CSP 60-1, CSP 100-1, CSP 250-1	UG	SIG-00-07-07 Version A	May 2007
DC-to-DC Converter, A53106	I&M	COM-00-04-20 Version B	Oct 2004 Rev. November 2007
DC-To-DC Converter, Model 10/2.5-2	I & M	SIG-00-00-22 Version A	January 2001
DC Shunting Enhancing Panel, 80049	IG	SIG-00-98-09 Version C	November 1998
Digital Motion Simulator, 90917	UG	SIG-00-02-17 Version B	October 2006
Dispatcher Call Decoder II (DCD II), 40235	I&M	C-00-82-37R1	October 1982 Rev. June 1984
DTX Communications System (phase II)	I&M	C-00-96-08 Version A	June 1996
DTX Communications System, Touch Screen Console, Operator's Handbook (phase II)	OHBK	COM-00-96-07 Version B	March 2001
DTX Communications System, Touch Screen Console, Operator's Handbook (phase III)	OHBK	COM-00-01-12 Version A	July 2001
Dual-Tone Multi-Frequency (DTMF) Test Set, A41080	I&M	C-00-81-60	April 1982 Reprint July 1993
Dual 25-Watt Amplifier, A47016-200	I&M	C-00-94-05A	May 1995

Document Title	Type*	Document Number	Current Date
<p>Echelon® Configuration Handbook Provide the User Guide with the following products:</p> <ul style="list-style-type: none"> • 4-Input Analog Unit, A80261 • AB Switch, A53434 • ARGUS Event Recorder, A80311 • BCM (Base Communications Module) A53444 • Bipolar I/O Module A53101 • Digit I/O & Analog Input Module, A80258 • GCP 3000 (all models) • GCP 4000 (all models) • GEO (ship with cases only) • HD, A53201 • iLOD, A80271 • MCM (Mobile Communications Module) CPU, A53105 • Relay Output Module, A53103 • SDIM, A80293 • SEAR I Event Recorder, A80250 • SEAR II Event Recorder, A80273 • SEAR Iii, A80410 • SSCC IIIA, A91160, A91165 • SSCC III Plus, A91190 & A91195 • SSCC IV, A91210 & A91215 • SSR A53308 • Site ID Module, A53419 • ULCP, A50692 • Unipolar I/O Module A53102 • VHF Communicator, A80276 • VSLIC, A80510 • WAG, A53457 • WCC/FPD (Wayside Communications Controller/Field Protocol Device), A53401 • WCM (Wayside Communications Module), A53447 	UG	COM-00-07-09 Version A	October 2007

Document Title	Type*	Document Number	Current Date
Electronic Bell, A80301	UHBK	SIG-00-04-09 Version A.1	January 2005 Rev Oct 2005
Electrostatic Discharge (ESD) Field Service Kit, Part No. Z860-00002-0000, Instructions For	I	S-00-95-02	March 29 1995
Ethernet Spread Spectrum Radio (Point-to-Point, Point-to-Multipoint and Linear Network), A53325-01 & -04	I&O	COM-00-05-05 Version B.1	December 2005 Rev. May 2007
Ethernet Spread Spectrum Radio (Cluster-Hub Point-to-Multipoint, Wireless Ethernet Bridge), A53325-05 & -06	I&O	COM-00-08-12 Version A	May 2008
Frequency Shift Keying Test Set, A41081, FSK 99 Systems	I&M	C-00-87-14	November 1987
GEO Cab Signal Amplifier, 53219	I&M	SIG-00-00-15 Version A	August 2000
GEO Diagnostic Terminal (DT)	HBK	SIG-00-04-17 Version A	July 2004
GEO Diagnostic Terminal (DT) (Appliance Model only)	HBK	SIG-00-04-17 Version B.1	September 2005 Rev. July 2006
GEO Diagnostic Terminal (GDT) (For use with Pocket PC)	UHBK	SIG-00-01-13 B	October 2001
GEO Diagnostic Terminal (GDT) (For use with Laptop or Desk-Top PC)	UHBK	SIG-00-01-14 C	April 2002
GEO Maintainter's Handbook (CSX only) (limited distribution due to cost and lead time)	MHB	SIG-00-04-01 Version A	January 2004
Geographic Object Library (GOL) - Freight Version 9V885	ARM	SIG-00-05-12 Version C	April 2008
Geographic Signaling System (GEO) Field Reference Manual (CSX only)	FRM	SIG-00-03-09 Version B	January 2004
Geographic Signaling System (GEO) Field Reference Manual (Appliance Model only)	FRM	SIG-00-05-09 Version C	July 2008
Geographic Signaling System (GEO) Hardware	I&I	SIG-00-99-11 A	July 2001
GEOMCF Manager	UM	SIG-00-03-03 A	March 2003
GEO Test Terminal (GTT), 53222	UHBK	SIG-00-01-01 A	April 2001
Grade Crossing Predictor, Microprocessor Based, Model 3000 Family (covers all models)	AGL	S-00-93-01 Version C	July 2007
Grade Crossing Predictor, Microprocessor Based, Model 3000 Family (covers all models)	I&I	SIG-00-00-02 Version C	February 2008
Grade Crossing Predictor, Microprocessor Based, Model 3000 Family (covers all models)	MNTR HBK	SIG-00-99-01 B	March 2002

Document Title	Type*	Document Number	Current Date
Grade Crossing Predictor, Model 4000 (covers all models) Applies to systems using MCFs prior to gcp-t6x-02-0	AGL	SIG-00-03-19 Version D.1	December 2006 Rev. January 2007
Grade Crossing Predictor, Model 4000 (covers all models) Document rescinded per PLM	AGL	SIG-00-03-19 Version E	December 2007
Grade Crossing Predictor, Model 4000 (covers all models) Applies to systems using MCFs gcp-t6x-02-0 and later	AGL	SIG-00-08-06 Version A	June 2008
Grade Crossing Predictor, Model 4000 (covers all models) Applies to systems using MCFs prior to gcp-t6x-02-0	RM	SIG-00-02-02 Version D.1	December 2006 Rev. April 2007
4000 GCP Crossing System Field Manual (Formerly Maintainer's Handbook, SIG-00-04-02) (covers all models) Applies to systems using MCFs gcp-t6x-02-0 and later	FM	SIG-00-08-10 A	May 2008
4000 Grade Crossing Predictor Maintainer's Handbook (covers all models) Applies to systems using MCFs prior to gcp-t6x-02-0	MNTR HBK	SIG-00-04-02 B	March 2007
Ground Fault Tester, 80297 (part of SEAR II accessory group)	UG	SIG-00-03-05- 003 Version B.2	March 2004 Rev. July 2006
HD/Link™ Vital I/O Module, A53201	AGL	SIG-00-97-05 Version B	June 1999
HD/Link™ Vital I/O Module, A53201	I&M	SIG-00-97-07 Version A	July 1998
HD/Link™ Vital I/O Module, A53201	THBK	SIG-00-97-18 Version B	November 1998
HD/Linker (9V165)	UHBK	SIG-00-97-08 Version C	March 2004
HT Adjustable Transformer Signal Rectifier P/N 014000-1XXXX	I & A	SIG-00-00-17 Version A	January 2001
Hybrid Lightning Arrester (HLA), A90925	PDS	SIG-00-04-25 Version B	February 2005
iLOD, A80271 (part of SEAR II accessory group)	UG	SIG-00-03-05- 005 Version B	September 2006
Installing 62615 Display Adapter on 62609 Intelligent Processor Island (IPI) Module	I	SIG-00-99-08 Version A	September 1999
Intelligent Processor Island (IPI) And IPI Track Circuit (IPITC), 62609, 62810, 80211, 71150	I&I	SIG-00-97-04 Version D	March 2000 Rev. October 2004
Medium Range Track Circuit/Short Range Track Circuit (MRTC/SRTC) 6A393, 7A390, 7A186	I&M	None	September 1980

Document Title	Type*	Document Number	Current Date
Mighty Modem, 53413	I&I	COM-00-97-09 Version A	July 1997
Mini Trackage Sensor Package (part of SEAR II accessory group) (80281, 80285, 80286-2, 80288)	UG	SIG-00-03-05-001 Version B	August 2003 Rev. November 7, 2005
Model 3000/2000 Training Simulator (80266)	UG	SIG-00-01-10 A	June 2003
Motion Sensor, Models 62585/62590	AGL	S-00-85-16R1	March 1986 Rev. February 1987
Motion Sensor, Models 62585/62585S/62590	I&A	S-00-84-R2	May 1984 Rev. January 1988
Motion Sensor, Models 2000 And 2000S2	I&I	SIG-00-97-01 Version B	July 2007
Motion Sensor/Grade Crossing Predictor, Model 600	AGL	S-00-85-13R1	September 1985 Rev. November 1986
Motion Sensor/Grade Crossing Predictor (MS/GCP), Model 600	I&M	S-00-82-18P	May 1982 Reprint October 1984
Motion Sensor/Grade Crossing Predictor, Models 62660/DAX, 62660ND, 62660ND2, And 62660ND2S	AGL	S-00-88-05R1	May 1989
Motion Sensor/Grade Crossing Predictor With DAX, Model 62660	I&A	S-00-82-25R3	February 1984 Rev. November 1987
Motion Sensor/Grade Crossing Predictor, Models 62660ND, 62660ND2, And 62660ND2S (No DAX)	I&A	S-00-90-05	April 1990
Motion Sensor/Grade Crossing Predictor Training Manual, Models 62585/62585S/62590/62660/-62660ND/62660ND2/62660ND2S	TM	S-00-90-12	December 1990
Motion Simulator Test Unit, Part No. 90970	I	S-00-90-04	April 1990
Motor Car Logic Unit, Part No. 91050	I	S-00-91-03R	July 1991 Rev. March 1993
Multiple Rate Code Generator 4 (MRCG4), Part No. 91101	I & I	SIG-00-97-02 Version B	June 1997
Network Management System (NMS) (Preliminary)	UG	SIG-00-96-02 Version 2	June 1997
Network Protocol Converter (NPC), 53455	UG	COM-00-03-06 Version A	March 2003
Nonvital Motion Sensor, Model 62570	I&A	S-00-90-07	April 1990

Document Title	Type*	Document Number	Current Date
Office Communications Gateway (OCG)	UH	COM-00-95-04 Version A	August 2005
Packet Switch (A53401) For ATCS Radio Code Line Systems (this document is used for support of existing "Packet Switch" devices in the field. As of 1/1/99 all new 53401 devices are labeled WCC/FPD – see doc. # COM-00-99-05)	I&O	COM-00-96-03 Version A	June 1999
Phase Shift Overlay II (PSO II), 7A420 Transmitter And 7A425 Receiver (with "C" Address Only addendum)	I&I	S-00-92-06 (Includes Addendum)	May 1992 Rev. May 1997
Phase Shift Overlay III (PSO III), 7A439 Transmitter And 7A438 Receiver	I&I	SIG-00-00-19 Version A	September 2002 Rev. April 2004
Power & Lamp Connector Inspection Addendum (insert after titlepage in SSCC III, IIIA, III+, IV manuals)	ADDM	SIG-00-08-04 Version A	February 2008
Power Line Surge Protector, Model SP-36	I&M	SIG-00-00-10 Version A	June 2000
Power Line Surge Protector, Model SP-37	I&M	SIG-00-00-09 Version A	June 2000
Product Control for "Isolated Gate Control" Operation (ship with all SSCC IIIA, III+ and IV models until 9/1/06)	ADDM	SIG-00-04-23 Version A	July 26, 2005
Pulse Modulated Track Circuit (PMTIC) (Includes 7A200-14)	I&M	S-00-93-13	January 1977 Reprint March 1995
R-Code Transceiver (53206)	I&M	SIG-00-97-06 Version C	March 1998 Rev. January 1999
R/Link ATCS Radio Code Line System Application Logic Generation Guide	N/A	C-00-94-06 Version 1	September 1994
R/Link ATCS Radio Code Line System include Echelon® Configuration Handbook COM-00-07-09	I&M	COM-00-94-03 Version A	May 1999 Rev, Oct 2004
Radio/PA/Intercom Interface Assembly, A47061	I&M	C-00-94-01	March 1994
Relay Adapter Module, A80170, Important Notice (to be included with each MS 2000 and GCP 3000 shipped)	IS	SIG-00-05-17 Version A	October 26, 2005
Remote Public Address Controller Assembly (Decoder/Amplifier) A40221	I&I	C-00-93-03 Version A	January 1998
S-Code System, Models 72170A, 72180, And 72190	I&M	S-00-82-03R	April 1984
S ³ /Link Spread-Spectrum Radio Models 53301 & 53304	I&I	COM-00-94-04 Version B	August 1995 Rev. June 1998

Document Title	Type*	Document Number	Current Date
S ³ /Link Spread-Spectrum Radio Model 53308	I&I	COM-00-97-21 Version A.1	May 2000 Rev. Nov 2005
Scalable Digital Input Module (SDIM) A80293 & A80295 (part of SEAR II accessory group)	UG	SIG-00-03-05-004 Version A	February 2004
SCS-128 Programmable Code Unit, Issue 1.0	I&C	S-00-92-07R1	July 1992 Rev. October 1993
SCS-128 Programmable Controller Application Logic Generation Guide (Interlogic), Issue 2.1	N/A	S-00-92-08	July 1992 Rev. December 1995
Safetran Event Analyzer/Recorder (SEA/R), 80250 DOS Utilities, Full Users Version	I	SIG-00-99-03 Version A	April 2000
Safetran Event Analyzer/Recorder (SEA/R), 80250 DOS Utilities, Maintainers Version	I	SIG-00-98-02 Version A	September 1999
SE-3 60 Hz Steady Energy Phase Selective Track Circuit, 44926	I&M	SIG-00-03-04 Version A	June 2003
SE-3 91.7 Hz Steady Energy Phase Selective Track Circuit, 44930	I&M	SIG-00-05-15 Version A	September 2005
SE-3 100 Hz Steady Energy Phase Selective Track Circuit, 44901	I&M	SIG-00-00-13 Version B.1	June 2003 Rev. October 21, 2005
SEA – Event Analyzer (part of SEAR II accessory group)	UG	SIG-00-03-18 Version B	January 2004
SEA/R, Safetran Event Analyzer/Recorder, 80250 Installation & Operation	I&O	SIG-00-98-04 Version D	August 2003
SEA/R, Safetran Event Analyzer/Recorder, 80250 Installation & Operation (METRA only version)	I&O	SIG-00-01-05 Version D	August 2003
SEA/R, Safetran Event Analyzer/Recorder, 80250 Handbook for basic crossing package	UHBK	SIG-00-98-05-001 Version C	March 1999
SEA/R, Safetran Event Analyzer/Recorder, 80250 Maintainer's Handbook 9V209 Configuration (Union Pacific Railroad only)	MHBK	SIG-00-02-13-002 Version A	July 2005
SEAR II , Safetran Event Analyzer/Recorder II, 80273 Installation & Operation	I&O	SIG-00-02-07 Version B2	September 2005 Rev. March 2007
SEAR II Application 9V736-A01C	CS	SIG-00-04-18-001 Version C	February 2006
SEAR II Application 9V737-A01E, CN028	CS	SIG-00-04-14-001 Version E	January 2008

Document Title	Type*	Document Number	Current Date
SEAR II Application 9V835-A01B, CP007	CS	SIG-00-04-15-001 Version B	October 2007
SEAR Iii Application 9V864-A01 (for SEAR Iii part number 80410) (Version C not released)	CS	SIG-00-05-02-001 Version M	April 2008
SEAR Iii Application 9V958-A01 (for SEAR Iii part number 80410) For BNSF only	CS	SIG-00-08-08-001 Version A	March 2008
SEAR Iii Internal Event Recorder Field Manual	FM	SIG-00-08-13 Version A	July 2008
SEAR II Application 9V871-A01F For BNSF only (Versions C & D not released)	CS	SIG-00-05-11-001 Version F	March 2008
SEAR II Application 9V899-A01D (for NICTD)	CS	SIG-00-06-03-001 Version D	April 2008
SEAR II Application 9V908-A01A (for P&W RR)	CS	SIG-00-06-04-001 Version A	June 2006
Sentry & Sentry Plus Data Recorders (P/N 91010A & 91015A)	I	S-00-91-08	December 1991
Series Overlay Track Circuit (SOTC), Model 7A191	I&I	None	October 1976
Short Modulated Track Circuit (SMTC), Model 71010	I&M	SIG-00-98-06 Version A	April 1977 Rev. March 1998
Simulated Track Inductor, 8V617, Instructions For Installing In Multi-Frequency Shunts	N/A	S-00-90-02R4	N/A
Software Upgrade Instructions – (Rev F) Intelligent Processor Island Module (IPI) 80211/62609	N/A	SIG-00-00-21 Version A	June 2000
Software Upgrade Instructions – Installing Release 9V121-01E in the 80214 Processor Module (For Model 3000 GCP)	N/A	SIG-00-00-21 Version A	December 2000
Software Upgrade Instructions – Installing Release 9V126-01F in the 80224 Processor Module (For Model 2000 Motion Sensor)	N/A	SIG-00-00-25 Version A	February 2001
Software Upgrade Instructions – Installing New Software in the Solid-State Crossing Controller III (91160 & 91165)	N/A	SIG-00-01-07 Version D	April 2002
Software Upgrade Instructions – Installing Release 9V309-01E in the 80115 Data Recorder Module (For Model 3000 GCP)	N/A	SIG-00-01-17 Version B	May 2002

Document Title	Type*	Document Number	Current Date
Software Upgrade Instructions – Installing Release 9V121-02J in the 80214 Processor Module (For Model 3000 GCP)	N/A	SIG-00-02-09 Version A	July 2002
Solid-State Crossing Controller With Temperature Compensation, 20-Ampere & 40-Ampere, 91070(A) & 91075(A)	I&I	S-00-93-07 Version A	June 1993 Rev. December 1999
Solid-State Crossing Controller IIIA (SSCC IIIA), 20-Ampere & 40-Ampere, 91160, 91165	I&I	SIG-00-02-12 Version E	September 2007
Solid-State Crossing Controller III PLUS (SSCC III PLUS) A91190 & A91195	I&I	SIG-00-02-03 Version F	September 2007
Solid-State Crossing Controller IV (SSCC IV) 91210 & 91215	I&I	SIG-00-03-02 Version F	September 2007
SSCC IV 4 Quad Lite MCF Application for use with SSCCIV P/N 91210-X2XX only	ADDMM	SIG-00-08-01 Version B	February 2008
SSCC Product Upgrade Notice (changing screw type connectors to cage clamp type connectors) inserted in all SSCC IIIA, III+ and IV manuals at time of printing	Notice	SIG-00-07-03 Version A	March 9, 2007
Solid-State Switch Logic, 72200	I&M	SIG-00-95-12	January 1983 Reprint January 1995
Solid-State Vital Timer, 91065	I&I	S-00-95-01	January 1995
Standard Coach Assembly, A47034-305	I&M	C-00-93-09B	April 1995 Rev. May 1995
Standby Flasher SSCC, 91155	I & T	SIG-00-98-10 Version A	July 1998
Surge Protection Network, Models SP17-1A/1B (010804-AX/BX), SP18-1A/1B (010805-AX/BX), SP19-1A/1B (010806-AX/BX)	I&M	SIG-00-00-03 Version A	June 2000
Surge Protection Network, Models SP17-2A/2B (010804-5AX/5BX), SP18-2A/2B (010805-4AX/4BX), SP19-2A/2B (010806-3AX/3BX)	I&M	SIG-00-00-04 Version A	June 2000
Surge Protection Network, Models SP20-2/2A (010807-AX/6AX), SP20-3/3A (010807-BX/7AX)	I&M	SIG-00-00-05 Version A	June 2000
Surge Protection Network, Models SP21-1 (010808-X), SP21-2 (010808-5X), SP21-3 (010808-6X), SP21-4 (010808-7X)	I&M	SIG-00-00-06 Version A	June 2000
Surge Protection Network, Models SP26-2 (010814-X), SP26-2-50 (010814-7X), SP26-6 (010814-6X)	I&M	SIG-00-00-07 Version A	June 2000
Surge Protection Network, Models SP24-1A/1B (010811-4AX/4BX), SP24-2A/2B (010811-5AX/5BX)	I&M	SIG-00-00-08 Version A	June 2000

Document Title	Type*	Document Number	Current Date
Surge Suppression Panels	I	SIG-00-99-09 Version A	November 1999
Track Simulator, 90903	I	SIG-00-02-15 Version A	October 1988, Reprint Nov. 2002
Train Simulator, 90915	I&M	None	December 1978 Reprint September 1993
Universal Base Station Controller (UBSC), A47720	I&I	COM-00-98-11 Version C	May 2007
Universal Base Station Controller II (UBSC II), A47725	I&I	COM-00-03-13 Version C	June 2007
Universal Base Station Controller Configuration Tool (UBSCCT), 9V233	UM	COM-00-07-04 Version A	May 2007
Universal Local Control Panel (ULCP), 50692	I&O	SIG-00-01-24 Version A	April 2002
VHF Communicator, 80276 (part of SEAR II accessory group)	UG	SIG-00-03-05-002 Version C	March 2008
Vital 4-Input AND Gate, A91082	HNBK	SIG-00-04-13 Version A	February 2005
Vital Interface Unit (VIU), A80515	I&I	SIG-00-07-11 Version A	May 2008
Vital Safetran Logic I/O Controller (VSLIC), A80510	I&I	SIG-00-06-01 Version A	April 2006
Vital Timer, 72210	I&I	None	May 1984 Rev. March 1988
Wayside Access Gateway (WAG), A53457 Obsolete – (replaced by COM-00-05-16)	I&M	SIG-00-04-22 Version A	December 2004
Wayside Access Gateway (WAG), A53457 Replaces SIG-00-04-22	I&M	COM-00-05-16 Version C	June 2006
Wayside Alarm Management System (WAMS)	I, O & M	SIG-00-03-17 Version F	June 2008
Wayside Alarm Management System (WAMS) Test & Inspection Management	FOG	SIG-00-07-08 Version C	January 2008
WCCMAINT (WCC Maintenance Utility)	UHBK	COM-00-05-03 Version B	February 2007
WCC/FPD (Wayside Communications Controller/Field Protocol Device) For Radio Code Line Systems, 53401 (Use for all new production 53401 devices as of 1/1/99 labeled WCC/FPD)	I&O	COM-00-99-05 Version A	June 1999

Document Title	Type*	Document Number	Current Date
Wayside Communications Module (WCM), A53447	I&O	COM-00-04-08 Version A	March 2005
Wayside Communications Module (WCP CPU), A53105	I&O	COM-00-97-10 Version C	July 2001
Wayside Communications Package (WCP)/ Mobile Communications Package (MCP), A53411/53470 (53428)	I	COM-00-98-01 Version C	September 2005

QUICK REFERENCE GUIDES


Document Title	Type*	Document Number	Current Date
QRG To Replacing CPU II+ MEFs In The 4000 GCP	QRG	SIG-QG-07-01 Initial Release	May 2007
QRG To Saving Files To The USB Drive Using The USB Wizard	QRG	SIG-QG-07-02-001 Initial Release	June 2007
QRG To Uploading MEF & MCF Files From The USB Drive Using The USB Wizard	QRG	SIG-QG-07-02-002 Initial Release	June 2007
QRG To Uploading Configuration Files And SEAR Software From The USB Drive Using The USB Wizard	QRG	SIG-QG-07-02-003 Initial Release	June 2007
VHF Communicator Voice Library Quick Start Guide	QRG	SIG-QG-00-08-01 Initial Release	March 2008

COMPUTER BASED TRAINING

Training Title	Document Number	Release Date
4000 GCP Computer Based Training (7 courses intended for installation on user's PC)	STM-00-04-02-001 Version A	July 22, 2008

*Key To Manual Types

Abbreviation	Document Type	Abbreviation	Document Type
AGL	Application Guidelines	M&A	Maintenance and Adjustment
ADDM	Addendum	MNTR HBK	Maintainer's Handbook
ARM	Application Reference Manual	N/A	Not Applicable
CS	Configuration Summary (i.e.,	O&C	Operation & Configuration

	SEAR II software)		
FM	Filed Manual	OHBK	Operator's Handbook
FOG	Field Operations Guide	OPG	Operator's Guide
I	Instruction/Installation	PDS	Product Data Sheet
IG	Installation Guide	QRG	Quick Reference Guide
I&A	Installation And Adjustment	SM	System Maintenance
I&C	Installation And Configuration	MHBK	Maintainer's Handbook
I&I	Instruction And Installation	THBK	Troubleshooting Handbook
I&M	Instruction/Installation and Maintenance	TM	Training Manual
I&O	Installation And Operation		Compact Disc
I, O & M	Installation, Operation &B Maintenance	UHBK	User Handbook
IS	Instruction Sheet	UG	User Guide
I & T	Installation & Testing	UM	Users' Manual
INST	Instruction Sheet		

**Appendices required for specific locations – Contact Technical Publications Department



PRODUCT NUMERICAL INDEX

Assembly Part No.	Document No.	Current Date	Product
CSP 60-1, CSP 100-1, CSP 250-1	SIG-00-07-07 Version A	May 2007	DC-to-AC Inverter
SP-36	SIG-OO-00-10 Version A	June 2000	Power Line Surge Protector
SP-37	SIG-OO-00-09 Version A	June 2000	Power Line Surge Protector
SJ20, SJ30, SJ40 and SJ60	SIG-00-00-18 Version B	September 2001	Battery Charger, Model SJ Series
10/2.5-2	SIG-00-00-22 Version A	January 2001	DC-To-DC Converter
010804-AX 010804-BX 010805-AX 010805-BX 010806-AX 010806-BX	SIG-OO-00-03 Version A	June 2000	Surge Protection Network SP17-1A/-1B SP18-1A/-1B SP19-1A/-1B

Assembly Part No.	Document No.	Current Date	Product
010804-5AX 010804-5BX 010805-4AX 010805-4BX 010806-3AX 010806-3BX	SIG-OO-00-04 Version A	June 2000	Surge Protection Network SP17-2A/-2B SP18-2A/-2B SP19-2A/-2B
010807-AX 010807-6AX 010807-BX 010807-7AX	SIG-OO-00-05 Version A	June 2000	Surge Protection Network SP20-2/-2A SP20-3/-3A
010808-X 010808-5X 010808-6X 010808-7X	SIG-OO-00-06 Version A	June 2000	Surge Protection Network SP21-1 SP21-2 SP21-3 SP21-4
010814-X 010814-6X 010814-7X	SIG-OO-00-07 Version A	June 2000	Surge Protection Network SP26-2 SP26-2-50 SP26-6
010811-4AX 010811-4BX 010811-5AX 010811-5BX	SIG-OO-00-08 Version A	June 2000	Surge Protection Network SP24-1A/-1B SP24-2A/-2B
014000-XXXX	SIG-00-00-17 Version A	January 2001	HT Adjustable Transformer Signal Rectifier
39591	COM-00-06-02 Version C	May 2007	2.4 GHz Antenna and Radio Accessory Kits for A53325 ESSR (Z630-39591-0001)
40221	C-00-93-03 Version A	January 1998	Remote Public Address Controller Assembly (Decoder/Amplifier)
40235	C-00-82-37R1	October 1982 Rev. June 1984	Dispatcher Call Decoder II (DCD II)
41081	C-00-87-14	November 1987	Frequency Shift Keying Test Set, FSK 99 Systems
44901	SIG-00-00-13 Version B.1	June 2003 Rev. October 21, 2005	SE-3 100 Hz Steady Energy Phase Selective Track Circuit, I&M
44926	SIG-00-03-04 Version A	June 2003	SE-3 60 Hz Steady Energy Phase Selective Track Circuit, I&M
44930	SIG-00-05-15 Version A	September 2005	SE-3 91.7 Hz Steady Energy Phase Selective Track Circuit, I&M
47016-200	C-00-94-05A	May 1995	Dual 25-Watt Amplifier

Assembly Part No.	Document No.	Current Date	Product
47034-305	C-00-93-09B	April 1995 Rev. May 1995	Standard Coach Assembly
47061	C-00-94-01	March 1994	Radio/PA/Intercom Interface Assembly
47720	COM-00-98-11 Version C	May 2007	Universal Base Station Controller (UBSC) (Instruction & Installation)
47725	COM-00-03-13 Version C	June 2007	Universal Base Station Controller II (UBSC II), A47725 (Instruction & Installation)
50692 include Echelon® Configuration Handbook COM-00-07-09	SIG-00-01-24 Version A	April 2002	Universal Local Control Panel (ULCP) (Installation & Operation)
53100	C-00-94-03 Version A	May 1999	R/Link ATCS Code Line System (Installation & Maintenance)
53101 include Echelon® Configuration Handbook COM-00-07-09	COM-00-94-03	Latest version	Bipolar I/O Module (part of R/Link ATCS Radio Code Line System)
53102 include Echelon® Configuration Handbook COM-00-07-09	COM-00-94-03	Latest version	Unipolar I/O Module (part of R/Link ATCS Radio Code Line System)
53103 include Echelon® Configuration Handbook COM-00-07-09	COM-00-94-03	Latest version	Relay Output Module (part of R/Link ATCS Radio Code Line System)

Assembly Part No.	Document No.	Current Date	Product
53105 include Echelon® Configuration Handbook COM-00-07-09	COM-00-97-10 Version C	July 2001	Wayside Communications Module (WCP CPU) (Installation & Operation)
53106	COM-00-04-20 Version B	October 2004 Rev. Nov. 2007	DC-to-DC Converter, A53106, I&M
53201 include Echelon® Configuration Handbook COM-00-07-09	SIG-00-97-05 Version B	June 1999	HD/Link™ Vital I/O Module (Application Guidelines)
53201 include Echelon® Configuration Handbook COM-00-07-09	SIG-00-97-07 Version A	July 1998	HD/Link™ Vital I/O Module (Installation & Maintenance)
53201 include Echelon® Configuration Handbook COM-00-07-09	SIG-00-97-18 Version B	November 1998	HD/Link™ Vital I/O Module (Troubleshooting Handbook)
53206	SIG-00-97-06 Version B	March 1998	R-Code Transceiver (Installation & Maintenance)
53211, 53212, 53213, 53214, 53215, 53216, 53230, 53245 include Echelon® Configuration Handbook COM-00-07-09	SIG-00-99-11 A	July 2001	GEO Hardware I&I Manual
53219	SIG-00-00-15 Version A	August 2000	GEO Cab Signal Amplifier, 53219 (Instruction & Maintenance)
53222	SIG-00-01-01 Version A	April 2001	GEO Test Terminal (GTT), UHBK

Assembly Part No.	Document No.	Current Date	Product
53283, 53284, 53285 include Echelon® Configuration Handbook COM-00-07-09	SIG-00-05-09 Version C	July 2008	GEO Field Reference Manual (generic) NOTE: use this manual for all GEO orders with these modules except CSXT
53301	COM-00-94-04 Version B	August 1995 Rev. May 1996	S ³ /Link Spread-Spectrum Radio (Instruction & Installation)
53304	COM-00-94-04 Version B	August 1995 Rev. May 1996	S ³ /Link Spread-Spectrum Radio (2.4 GHz Operation)
53306	COM-00-94-04 Version B	August 1995 Rev. May 1996	2.4 GHz Up/Down Converter
53308 include Echelon® Configuration Handbook COM-00-07-09	COM-00-97-21 Version A.1	May 2000 Rev. Nov 2005	S ³ /Link Spread-Spectrum Radio Model 53308
53325-02 & -03	COM-00-03-15 Version A.1	January 2004 Rev. Feb 2006	Automatic Train Control (ATC) Ethernet Spread Spectrum Radio, A53325, I&O
53325-01 & -04	COM-00-05-05 Version B.1	December 2005 Rev. May 2007	Ethernet Spread Spectrum Radio (Point- to-Multi-Point and Linear Network) I&O
53325-01 & -04	9V880-A01B 	January 2006	Companion Disc for Ethernet Spread Spectrum Radio 53325-01, -04
53325-05 & -06	COM-00-08-12 Version A	May 2008	Ethernet Spread Spectrum Radio (Cluster-Hub Point-to-Multi-Point, Wireless Ethernet Bridge) I&O
53325-05 & -06	9V987-A01A 		Companion Disc for Ethernet Spread Spectrum Radio 53325-05, -06
53401	COM-00-96-03 Version A	June 1999	Packet Switch For ATCS Radio Code Line Systems (Installation & Operation) (this document is used for support of existing "Packet Switch" devices in the field. As of 1/1/99 all new 53401 devices are labeled WCC/FPD – see doc. # COM-00-99-05)

Assembly Part No.	Document No.	Current Date	Product
53401 include Echelon® Configuration Handbook COM-00-07-09	COM-00-99-05 Version A	June 1999	WCC/FPD (Wayside Communications Controller/Field Protocol Device) For Radio Code Line Systems, 53401 (this document is used for all new production 53401 devices as of 1/1/99. These 53401 devices are labeled WCC/FPD)
53408	COM-00-97-19 Version B	April 2005	Base Control Module (BCM) (Installation)
53410	COM-00-97-20 Version B	March 2001	Base Communications Package (BCP II) (Installation)
53411, 53470 (53428)	COM-00-98-01 Version C	September 2005	Wayside Communications Package (WCP)/ Mobile Communications Package (MCP) (Installation)
53413	COM-00-97-09 Version A	July 1997	Mighty Modem (Instruction & Installation)
53419 include Echelon® Configuration Handbook COM-00-07-09	See 53308		Site ID Module
53434 include Echelon® Configuration Handbook COM-00-07-09	SIG-00-99-14 Version A	December 1, 1999	A/B Switch Operation
53444 include Echelon® Configuration Handbook COM-00-07-09	COM-00-01-02 Version B	April 2005	Base Control Module II (BCM II), 53444
53447 include Echelon® Configuration Handbook COM-00-07-09	COM-00-04-08 Version A	March 2005	Wayside Communications Module (WCM), A53447, I&O
53455	COM-00-03-06 Version A	March 2003	Network Protocol Converter (NPC), 53455 User Guide

Assembly Part No.	Document No.	Current Date	Product
53457 include Echelon® Configuration Handbook COM-00-07-09	COM-00-05-16 Version C	June 2006	Wayside Access Gateway (WAG), A53457 I&M Replaces SIG-00-04-22
53457	SIG-00-04-22 Version A	December 2004	Wayside Access Gateway (WAG), A53547 (I&M) Obsolete – (replaced by COM-00-5-16)
53510 (CSXT orders only)	SIG-00-03-09 Version C.7	May 2005	GEO Field Reference Manual (CSX) NOTE: use this manual for CSXT orders only
53510 (all customers except CSXT)	SIG-00-05-09 Version C	July 2008	GEO Field Reference Manual (generic) NOTE: use this manual for all 53510 orders except CSXT
6A393	None	September 1980	Medium Range Track Circuit (MRTC)/Short Range Track Circuit (SRTC) (Installation & Maintenance)
62570	S-00-90-07	April 1990	Model 62570 Nonvital Motion Sensor
62585	S-00-85-16R1	March 1986 Rev. February 1987	Motion Sensor Model 62585, Dual Unit, Long Case (Application Guidelines)
	S-00-84-R2	May 1984 Rev. January 1988	Motion Sensor Model 62585, Dual Unit, Long Case (Installation & Adjustment)
62585S	S-00-85-16R1	March 1986 Rev. February 1987	Motion Sensor Model 62585S, Dual Unit, Stacked Case (Application Guidelines)
	S-00-84-R2	May 1984 Rev. January 1988	Motion Sensor Model 62585S, Dual Unit, Stacked Case (Installation & Adjustment)
62590	S-00-85-16R1	March 1986 Rev. February 1987	Motion Sensor Model 62590 (Application Guidelines)
	S-00-84-R2	May 1984 Rev. January 1988	Motion Sensor Model 62590 (Installation & Adjustment)
62600	S-00-85-13R1	September 1985 Rev. November 1986	Model 600 Motion Sensor/Grade Crossing Predictor (Application Guidelines)
	S-00-82-18P	May 1982 Reprint October 1984	Model 600 Motion Sensor/Grade Crossing Predictor (Instruction & Maintenance)

Assembly Part No.	Document No.	Current Date	Product
62609	SIG-00-97-04 Version D	March 2000	Intelligent Processor Island (IPI) And IPI Track Circuit (IPITC) (Instruction & Installation)
62609	SIG-00-00-21 Version A	June 2000	Software Upgrade Instructions – (Rev F) Intelligent Processor Island Module (IPI)
62615	SIG-00-99-08 Version A	September 1999	Installing 62615 Display Adapter on 62609 Intelligent Processor Island (IPI) Module
62660/DAX	S-00-88-05R1	May 1989	Model 62660 Motion Sensor/Grade Crossing Predictor With DAX (Application Guidelines)
	S-00-82-25R3	February 1984 Rev. November 1987	Model 62660 Motion Sensor/Grade Crossing Predictor With DAX (Installation & Adjustment)
62660ND	S-00-88-05R1	May 1989	Model 62660 Motion Sensor/Grade Crossing Predictor Without DAX (Application Guidelines)
	S-00-90-05	April 1990	Model 62660 Motion Sensor/Grade Crossing Predictor Without DAX (Installation & Adjustment)
62660ND2	S-00-88-05R1	May 1989	Model 62660 Motion Sensor/Grade Crossing Predictor Without DAX, Dual Unit (Application Guidelines)
	S-00-90-05	April 1990	Model 62660 Motion Sensor/Grade Crossing Predictor Without DAX, Dual Unit (Installation & Adjustment)
62660ND2S	S-00-88-05R1	May 1989	Model 62660 Motion Sensor/Grade Crossing Predictor Without DAX, Dual Unit, Stacked Case (Application Guidelines)
	S-00-90-05	April 1990	Model 62660 Motion Sensor/Grade Crossing Predictor Without DAX, Dual Unit, Stacked Case (Installation & Adjustment)
62810	SIG-00-97-04 Version D	March 2000	Intelligent Processor Island (IPI) And IPI Track Circuit (IPITC) (Instruction & Installation)
7A186	None	September 1980	Medium Range Track Circuit/Short Range Track Circuit (MRTC/SRTC)
7A191	None	October 1976 Reprint November 1993	Series Overlay Track Circuit (SOTC)

Assembly Part No.	Document No.	Current Date	Product
7A200, 7A200-14	S-00-93-13	January 1977 Reprint March 1995	Pulse Modulated Track Circuit (PMTC) (All configurations except -22 and -23)
7A390	None	September 1980	Medium Range Track Circuit (MRTC)/Short Range Track Circuit (SRTC)
7A400	S-00-92-06R1	May 1992 Rev. May 1997	Phase Shift Overlay II (PSO II), Transmitter
7A405	S-00-92-06R1	May 1992 Rev. May 1997	Phase Shift Overlay II (PSO II), Receiver
7A408	S-00-92-06R1	May 1992 Rev. May 1997	Phase Shift Overlay II (PSO II), Crossing System
7A420	S-00-92-06R1	May 1992 Rev. May 1997	Phase Shift Overlay II (PSO II), Transmitter (See Addendum for "C" Address info.)
7A425	S-00-92-06R1	May 1992 Rev. May 1997	Phase Shift Overlay II (PSO II), Receiver (See Addendum for "C" Address info.)
7A438	SIG-00-00-19 Version A	September 2002 Rev. April 2004	Phase Shift Overlay III (PSO III), Receiver
7A439	SIG-00-00-19 Version A	September 2002 Rev. April 2004	Phase Shift Overlay III (PSO III), Transmitter
7A448	SIG-00-00-19 Version A	September 2002 Rev. April 2004	Phase Shift Overlay III (PSO III), Crossing System
7A451	SIG-00-00-19 Version A	September 2002 Rev. April 2004	Phase Shift Overlay III (PSO III), Transmitter ("C" address)
7A453	SIG-00-00-19 Version A	September 2002 Rev. April 2004	Phase Shift Overlay III (PSO III), Receiver ("C" address)
7A455	SIG-00-00-19 Version A	September 2002 Rev. April 2004	Phase Shift Overlay III (PSO III), Crossing System ("C" address)
71010	SIG-00-98-06 Version A	April 1977 Rev. March 1998	Short Modulated Track Circuit (SMTTC)
71150	SIG-00-97-04 Version D	March 2000	Intelligent Processor Island (IPI) Track Circuit (IPITC) (Instruction & Installation)
72210	None	May 1984 Rev. March 1988	Vital Timer
8V617	S-00-90-02R4	None	Simulated Track Inductor, Instructions For Installing in Multi-Frequency Shunts

Assembly Part No.	Document No.	Current Date	Product
80XXX all models of 3000 GCP	S-00-93-01 Version C	July 2007	Model 3000 Grade Crossing Predictor (Application Guidelines)
80XXX all models of 3000 GCP include Echelon® Configuration Handbook COM-00-07-09	SIG-00-00-02 Version C	February 2008	Model 3000 Grade Crossing Predictor (Instruction & Installation Manual)
80XXX all models of 3000 GCP	SIG-00-05-17 Version A	October 26, 2005	Relay Adapter Module, A80170, Important Notice (to be included with each MS 2000 and GCP 3000 shipped)
80026-XX	SIG-00-99-09 Version A	November 1999	Surge Suppression Panels (Instruction)
80049	SIG-00-98-09 Version C	November 1998	DC Shunting Enhancer Panel, 80049 Installation guide
80080, 80090	SIG-00-97-01 Version B	July 2007	Model 2000 & 2000S2 Motion Sensor (Instruction & Installation)
80080, 80090	SIG-00-05-17 Version A	October 26, 2005	Relay Adapter Module, A80170, Important Notice (to be included with each MS 2000 and GCP 3000 shipped)
80170	SIG-00-05-19 Version A	November 8, 2005	A80170 Installation Instructions (IS)
80170 & Z630- 39586-0001	SIG-00-05-18 Version A	November 9, 2005	A80170 Warning Label Installation Instructions (IS)
80211	SIG-00-97-04 Version D	March 2000	Intelligent Processor Island (IPI) And IPI Track Circuit (IPITC) (Instruction & Installation)
80211	SIG-00-00-21 Version A	June 2000	Software Upgrade Instructions – (Rev F) Intelligent Processor Island Module (IPI)
Used with 80250	SIG-00-99-04 Version C	January 2001	Alarm Reporting & Management System (ARMS)
Used with 80250	SIG-00-01-23 Version A	December 2001	Alarm Reporting & Management System (ARMS) ViewLog Software
80250	SIG-00-99-03 Version A	April 2000	Safetran Event Analyzer/Recorder (SEA/R), DOS Utilities, Full Users Version
80250	SIG-00-98-02 Version A	September 1999	Safetran Event Analyzer/Recorder (SEA/R), DOS Utilities, Maintainers Version

Assembly Part No.	Document No.	Current Date	Product
80250 include Echelon® Configuration Handbook COM-00-07-09	SIG-00-98-04 Version D	August 2003	Safetran Event Analyzer/Recorder (SEA/R), Installation & Operation
80250 include Echelon® Configuration Handbook COM-00-07-09	SIG-00-01-05 Version D	August 2003	SEA/R, Safetran Event Analyzer/Recorder, Installation & Operation (METRA only version)
80250 include Echelon® Configuration Handbook COM-00-07-09	SIG-00-98-05-001 Version C	March 1999	Safetran Event Analyzer/Recorder (SEA/R), Basic Crossing Package, Handbook
80250 include Echelon® Configuration Handbook COM-00-07-09	SIG-00-02-13-002 Version A	July 2005	SEA/R, Safetran Event Analyzer/Recorder, Maintainer's Handbook 9V209 Configuration (Union Pacific Railroad only)
80258 include Echelon® Configuration Handbook COM-00-07-09	See 80250		Digital I/O & Analog Input Module (part of SEAR I, A80250)
80261 include Echelon® Configuration Handbook COM-00-07-09	See 80250		4-input Analog Unit (part of SEAR I, A80250)
80266	SIG-00-01-10 A	June 2003	Model 3000/2000 Training Simulator (UG)
80271 include Echelon® Configuration Handbook COM-00-07-09	SIG-00-03-05-005 Version B	September 2006	iLOD, A80271 (part of SEAR II accessory group) (UG)

Assembly Part No.	Document No.	Current Date	Product
80273 Note (also include 9VXXX software document) include Echelon® Configuration Handbook COM-00-07-09	SIG-00-02-07 Version B2	September 2005 Rev. March 2007	SEAR II , Safetran Event Analyzer/Recorder II, Installation & Operation
80276 include Echelon® Configuration Handbook COM-00-07-09	SIG-00-03-05-002 Version C	March 2008	VHF Communicator, (part of SEAR II accessory group) User's Guide
80276	SIG-QG-00-08-01 Initial Release	March 2008	VHF Communicator Voice Library Quick Start Guide
80281, 80285, 80286-2, 80288	SIG-00-03-05-001 Version B	August 2003 Rev. November 7, 2005	Mini Trackside Sensor Package (part of SEAR II accessory group) User's Guide
80281-02 only	SIG-00-05-14 Version A	July 29, 2005	A80281-02 Application (Gate Tip Sensor,), Proper Mating of the GTS Harness and the RECO Light
80291	COM-00-02-16 Version C	January 2003	Communications Isolator, 80291, Instruction Sheet
80293, 80295 include Echelon® Configuration Handbook COM-00-07-09	SIG-00-03-05-004 Version A	February 2004	Scalable Digital Input Module (SDIM) A80293 & A80295 (part of SEAR II accessory group) User's Guide
80297	SIG-00-03-05-003 Version B.2	March 2004, Rev. July 2006	Ground Fault Tester, 80297 (part of SEAR II accessory group) User's Guide
80301	SIG-00-04-09 Version A	January 2005	Electronic Bell, A80301, UHBK
80311 include Echelon® Configuration Handbook COM-00-07-09	SIG-00-06-05 Version A	May 2007	Argus Event Recorder, A80311, I&O Replaces handbook with same document number

Assembly Part No.	Document No.	Current Date	Product
80403, 80413, 80415, 80416 include Echelon® Configuration Handbook COM-00-07-09	SIG-00-05-09 Version C	July 2008	GEO Field Reference Manual (generic) NOTE: use this manual for all GEO orders with these modules except CSXT
80410 (also see chart below) For BNSF only	SIG-00-08-08-001 Version A	March 2008	SEAR Iii Application 9V958-A01, CS For BNSF only
80410 (also see chart below)	SIG-00-05-02-001 Version M	April 2008	SEAR Iii Application 9V864-A01, CS (version C not released) generic
80410 (also see chart below)	SIG-00-08-13 Version A	July 2008	SEAR Iii Internal Event Recorder Field Manual, FM
SIG-00-08-13 supplied with all 4000 GCP assemblies containing the SEAR Iii as indicated below. SIG-00-05-02-001 also supplied with the following assemblies. For BNSF only substitute SIG-00-08-08-001 for SIG-00-05-02-001			
Basic Part Number	4th digit of dash number indicates 80410 included		
8XX0-80400-	XXX10, XXX20, XXX50, XXX60, XXX80, XXX90, XXXA0, XXXB0		
8XX0-80440-	XXX80, XXX90, XXXA0, XXXB0		
8XX0-80460-	XXX10, XXX20, XXX50, XXX60, XXX80, XXX90, XXXA0, XXXB0		
8XX0-80465-	XXX10, XXX20, XXX50, XXX60, XXX80, XXX90, XXXA0, XXXB0		
80400, 80440, 80445, 80450, 80455, 80460, 80465 include Echelon® Configuration Handbook COM-00-07-09	SIG-00-02-02 Version D.1	December 2006 Rev. April 2007	Grade Crossing Predictor, Model 4000 (covers all models) (Reference Manual) Applies to systems using MCFs prior to gcp-t6x-02-0
80400, 80440, 80445, 80450, 80455, 80460, 80465 include Echelon® Configuration Handbook COM-00-07-09	SIG-00-03-19 Version D.1	December 2006 Rev. January 2007	Grade Crossing Predictor, Model 4000 (covers all models) (Application Guidelines) Applies to systems using MCFs prior to gcp-t6x-02-0

Assembly Part No.	Document No.	Current Date	Product
Grade Crossing Predictor, Model 4000 (covers all models) Document rescinded per PLM			AGL SIG-00-03-19 Version E December 2007
80400, 80440, 80445, 80450, 80455, 80460, 80465 include Echelon® Configuration Handbook COM-00-07-09	SIG-00-04-02 B	March 2007	4000 Grade Crossing Predictor Maintainer's Handbook Applies to systems using MCFs prior to gcp-t6x-02-0
80400, 80440, 80445, 80450, 80455, 80460, 80465 include Echelon® Configuration Handbook COM-00-07-09	SIG-00-08-06 Version A	June 2008	Grade Crossing Predictor, Model 4000 (covers all models) (Application Guidelines) Applies to systems using MCFs gcp-t6x-02-0 and later
80400, 80440, 80445, 80450, 80455, 80460, 80465 include Echelon® Configuration Handbook COM-00-07-09	SIG-00-08-10 A	May 2008	4000 GCP Crossing System Field Manual (Formerly Maintainer's Handbook, SIG-00-04-02) FM Applies to systems using MCFs gcp-t6x-02-0 and later
80510 include Echelon® Configuration Handbook COM-00-07-09	SIG-00-06-01 Version A	April 2006	Vital Safetran Logic I/O Controller (VSLIC), A80510. I&I
80515 include Echelon® Configuration Handbook COM-00-07-09	SIG-00-07-11 Version A	May 2008	Vital Interface Unit (VIU), A80515, I&I

Assembly Part No.	Document No.	Current Date	Product
9V121-01E	SIG-00-00-21 Version A	December 2000	Software Upgrade Instructions – Installing Release 9V121-01E in the 80214 Processor Module (For Model 3000 GCP)
9V121-02J	SIG-00-02-09 Version A	July 2002	Software Upgrade Instructions – Installing Release 9V121-02J in the 80214 Processor Module (For Model 3000 GCP)
9V126-01F	SIG-00-00-25 Version A	February 2001	Software Upgrade Instructions – Installing Release 9V126-01F in the 80224 Processor Module (For Model 2000 Motion Sensor)
9V165	SIG-00-97-08 Version C	March 2004	HD/LINKer (User’s handbook)
9V233	COM-00-07-04 Version A	May 2007	Universal Base Station Controller Configuration Tool (UBSCCT)
9V309-01E	SIG-00-01-17 Version B	May 2002	Software Upgrade Instructions – Installing Release 9V309-01E in the 80115 Data Recorder Module (For Model 3000 GCP)
9V543, 9V774	SIG-00-01-14 C	April 2002	GEO Diagnostic Terminal (GDT) (For use with Laptop or Desk-Top PC) (UHBK)
9V544	SIG-00-01-13 B	October 2001	GEO Diagnostic Terminal (GDT) (For use with Pocket PC) (UHBK)
9V603	SIG-00-03-03 A	March 2003	GEOMCF Manager (UM)
9V736	SIG-00-04-18-001 Version C	February 2006	SEAR II Application 9V736-A01C
9V737	SIG-00-04-14-001 Version E	January 2008	SEAR II Application 9V737-A01E, CN028 (CS)
9V774	SIG-00-04-17 Version A	July 2004	GEO Diagnostic Terminal (DT) Field Handbook
9V774	SIG-00-04-17 Version B.1	September 2005 Rev July 2006	GEO Diagnostic Terminal (DT) Field Handbook (Appliance Model only)
9V835	SIG-00-04-15-001 Version B	October 2007	SEAR II Application 9V835-A01B, CP007 (CS)
9V849	SIG-QG-00-08-01 Initial Release	March 2008	VHF Communicator Voice Library Quick Start Guide

Assembly Part No.	Document No.	Current Date	Product
9V864 see also 80410	SIG-00-05-02-001 Version L	August 2007	SEAR Iii Application 9V864-A01L, (CS) (Version C not released)
9V871	SIG-00-05-11-001 Version F	March 2008	SEAR II Application 9V871-A01F, for BNSF (Versions C & D not released)
9V885	SIG-00-05-12 Version C	April 2008	Geographic Object Library (GOL) – Freight Version (Application Reference Manual)
9V899	SIG-00-06-03-001 Version D	April 2008	SEAR II Application 9V899-A01D (for NICTD) CS
9V908	SIG-00-06-04-001 Version A	June 2006	SEAR II Application 9V908-A01A (for P&W RR) CS
90903	None	October 1988	Track Simulator (Instruction Manual)
90915	None	December 1978 Reprint September 1993	Train Simulator (Instruction & Maintenance)
90917	SIG-00-02-17 Version B	October 2006	Digital Motion Simulator, 90917
90925	SIG-00-04-25 Version B	February 2005	Hybrid Lightning Arrester (HLA), A90925 (PDS)
9V937	SIG-00-07-01-001 Version A.1	February 2007 Rev. Feb 2008	Argus Application 9V937-A01A, CS
90970	S-00-90-04	April 1990	Motion Simulator Test Unit
90978-XX	SIG-00-99-09 Version A	November 1999	Surge Suppression Panels (Instruction)
91050	S-00-91-03R	July 1991 Rev. March 1993	Motor Car Logic Unit
91065	S-00-95-01	January 1995	Solid-State Vital Timer
91070(A)	S-00-93-07 Version A	June 1993 Rev. March 1999	Solid-State Crossing Controller With Temperature Compensation, 20-Ampere
91075(A)	S-00-93-07 Version A	June 1993 Rev. March 1999	Solid-State Crossing Controller With Temperature Compensation, 40-Ampere
91101	SIG-00-97-02 Version B	June 1997	Multiple Rate Code Generator 4 (MRCG4)
91155	SIG-00-98-10 Version A	July 1998	Standby Flasher SSCC, 91155

Assembly Part No.	Document No.	Current Date	Product
91160, 91165 include Echelon® Configuration Handbook COM-00-07-09 (91180, 91185)	SIG-00-02-12 Version E	September 2007	Solid-State Crossing Controller IIIA (SSCC IIIA), 20-Ampere & 40-Ampere, I&I
91160 & 91165	SIG-00-01-07 Version D	April 2002	Software Upgrade Instructions – Installing New Software in the Solid-State Crossing Controller III (91160 & 91165)
91082	SIG-00-04-13 Version A	February 2005	Vital 4-Input AND Gate, A91082 (HNBK)
91190 & 91195 include Echelon® Configuration Handbook COM-00-07-09	SIG-00-02-03 Version F	September 2007	Solid-State Crossing Controller III PLUS (SSCC III PLUS)
91210-X2XX only	SIG-00-08-01 Version B	February 2008	SSCC IV 4 Quad Lite MCF Application for use with SSCCIV P/N 91210-X2XX only (ADDM)
91210 & 91215 include Echelon® Configuration Handbook COM-00-07-09	SIG-00-03-02 Version F	September 2007	Solid-State Crossing Controller IV (SSCC IV)
91160, 91165, 91190, 91195, 91210, 91215	SIG-00-04-23 Version A	July 26, 2005	Product Control for “Isolated Gate Control” Operation (ship with all SSCC IIIA, III+ and IV models until 9/1/06)
91160, 91165, 91190, 91195, 91210, 91215	SIG-00-07-03 Version A	March 9, 2007	SSCC Product Upgrade Notice (changing screw type connectors to cage clamp type connectors) Inserted in all SSCC III, III+ and IV manuals at time of printing

For any questions concerning technical manuals, contact the Technical Publications Department, extensions 481, 269 or 547.